

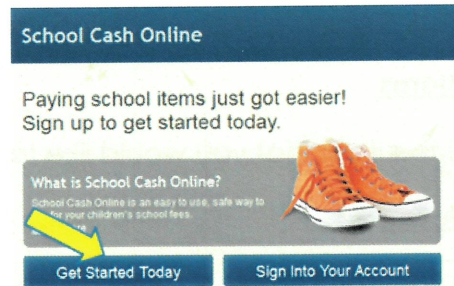
SchoolCashOnline

For safety and efficiency reasons, Richmond School District would like to reduce the amount of cash & cheques coming into our school. Please join the thousands of parents who have already registered and are enjoying the convenience of paying ONLINE. It takes less than 5 minutes to register. Please follow these step-by-step instructions, so you will begin to receive email notifications regarding upcoming events involving your child(ren).

NOTE: If you require assistance, select the *SUPPORT* option in the top right hand corner of the screen.

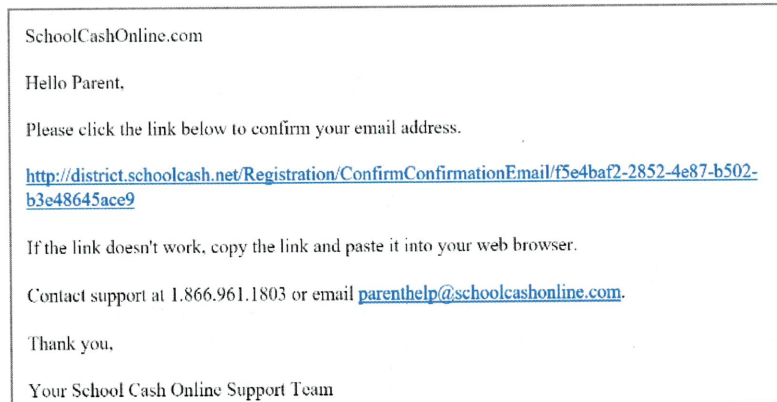
Step 1: Create Your Profile

- If you have not registered, please go to the *School Cash Online* home page <https://richmond38.schoolcashonline.com> and select the **"Get Started Today"** option. You can find the link on the bottom right hand side of the school website, as well. (currie@sd38.bc.ca)
- Complete each of the three Registration Steps
*For Security Reasons your password, requires **8 characters**, **one uppercase** letter, **one lowercase** letter and a **number**.



Step 2: Confirm Your Email

A registration confirmation email will be forwarded to you. Click on the link provided inside the email to confirm your email and *School Cash Online* account. The confirmation link will open the *School Cash Online* site prompting you to sign into your account. Use your email address and password just created with your account.



Step 3: Add a Student

- This step will connect your children to your account.
- Enter the School Board Name. (**Richmond School District No. 38**)
 - Enter the School Name. (**General Currie Elementary School**)
 - Enter Your Child's Student Number and Last Name.
 - Select **Continue**.
 - On the next page confirm that you are related to the child, check in the Agree box and select **Continue**.
 - Your child has been added to your account.

Find Student

School Information

School Board Name: School Board 1575
Looking for a student in a different school board?

School Name: Eagle High School

Student Information

Do you have the student number?

Student Number

First Name

Last Name

Birth Date

Date format: mm/dd/yyyy

Continue (No students? [Click here](#))

Step 4: View Items or Add Another Student

If you have more children, select **"Add Another Student"** and repeat the steps above. 8 children can be added to one parent account. If you do not wish to add additional children, select **"View Items For Students"** option. A listing of available items for purchase will be displayed.

Step 5: How To Make A Payment

Sign In

Go to <https://richmondsd38.schoolcashionline.com>

and click "Sign Into Your Account". Fill in your email/username and password.

View Items

Select the item that you would like to purchase and click "Add to Cart".

Check Out

Once you have finished adding items to you cart, press "Check Out" to make payment.

You can pay for multiple student's items in one Check Out.

Payment methods available:

1. Credit Card:


Mastercard or Visa are accepted.

2. eCheque:

An electronic version of a paper cheque used to make payments online. Anyone with a checking or savings account can pay by eCheck on *School Cash Online*. To pay with an eCheque, enter your information on the payment screen and click submit.


上网缴交学校各项费用简介

richmondsd38.schoolcashonline.com



基于安全和效率的考量，为减少在学校使用支票和现金，列治文校区引入了网络缴费系统。请参照以下简介，注册您的网络缴费户口，您现在就可以开始使用这一系统了！

第一步：建档




在网络缴费网页 (School Cash Online)，选择“今天就开始” (Get Started Today)，填写所需信息，然后点击“继续” (Continue) 键。and click (请注意，您选择的密码必须包含八个字符，其中需要至少含有一个大写字母，一个小写字母和一个数字。)

第二步：确认电邮地址

查看您的电子邮件信箱，打开确认电邮，点击其中所含的确认链接。

(如果无法找到确认电邮，请查看垃圾邮件一栏。)使用您所提供的电邮地址和密码登陆您已注册的户口。



第三步：添加学生姓名

Find Student
School Information
School Board Name: School Board 175
School Information
English School
Do you know the student number?

Student Name: _____
Student Number: _____
First Name: _____
Last Name: _____
Birth Date: _____
Do you know the student number?

Do you know the student number?

如果您在注册网络缴费户口时需要帮助，

您可以选用以下任何一种方式：

拨打电话： 1-866-961-1803

发送电邮： parenthelp@schoolcashionline.com

访问网址： <https://schoolcashionline.com/home/support>

查看信息或者添加另一位学生的姓名：

选择“添加另一位学生的姓名” (Add Another Student) ， 重复以上步骤。
在您成功添加所有学生姓名后， 选择“查看所有信息”
(View Items for Students) ， 查看可供每位学生选择购买的物品或者是付费参与的活动。

richmondsd38.schoolcashionline.com



如何付款

1 第一步：登录账户

进入 richmondsd38.schoolcashionline.com 网址，
点击“登录账户”，使用您的电邮
地址或者是用户名以及密码登录。

第二步：查看信息

选择您需要购买的项目，然后点击
“放入购物车” (Add to Cart) 。

3 第三步：结账

一旦您完成购买，点击“结账” (Check out) 。



安全
迅捷
方便